

Patient: Mike Mann
Doctor:
Start date: 7/28/2007

ID: MIKE
Interval (S.): 1
Start time: 7:10:05 AM

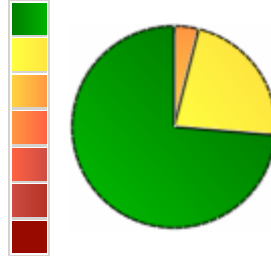
End time: 11:22:05 AM

Pulse Oximeter Report

Diagnosis:

Recording info	Min.	SpO2 summary	%	Pulse summary	bpm
Recording time	252.0	Highest SpO2	98	Highest Pulse rate	121
Undefined/Motion	26.9	Lowest SpO2	81	Lowest Pulse rate	54
Net time	225.1	Mean SpO2	93.99	Mean Pulse rate	97.42

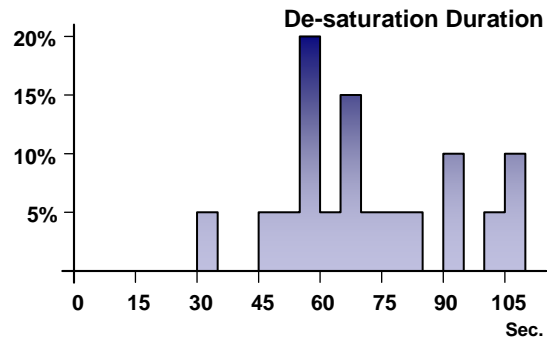
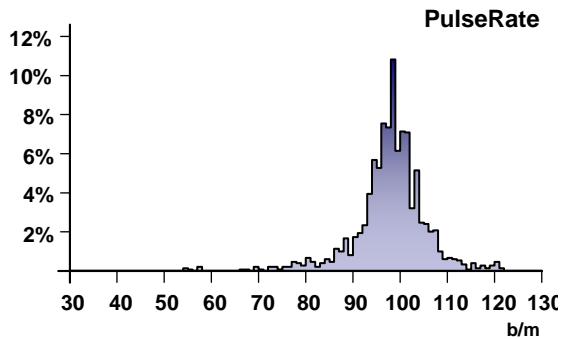
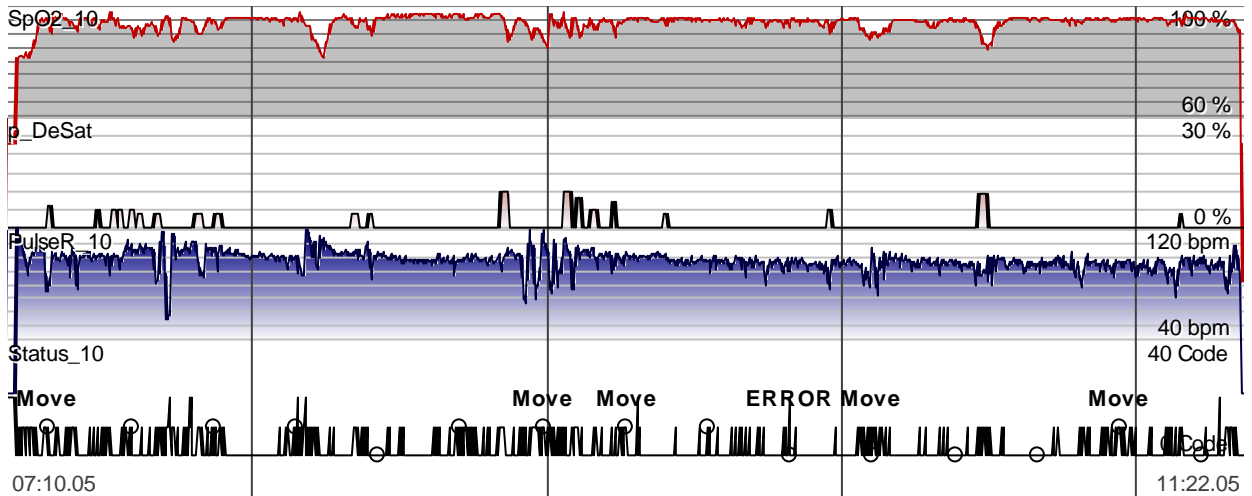
SpO2 distribution	Min.	% time	# DeSats
100 % - 94 %	183.5	72.8	0
93 % - 88 %	55.8	22.2	14
87 % - 80 %	9.7	3.9	6
79 % - 70 %	0.0	0.0	0
69 % - 60 %	0.0	0.0	0
59 % - 50 %	0.0	0.0	0
49 % - 40 %	0.0	0.0	0



DeSat summary	
Total number	20
Number below 85 %	1
Baseline SpO2 (%)	95.25

SpO2 <89 %	Min.	Time
Max continuous period	2.5	10:28:35 AM

Motion summary	Min.	% time
Motion:	24.5	9.7



Recorded channels: SpO2, PulseR, Status

