

Patient: Mike Mann
Doctor:
Start date: 8/1/2007

ID: MIKE
Interval (S.): 2
Start time: 7:29:28 AM

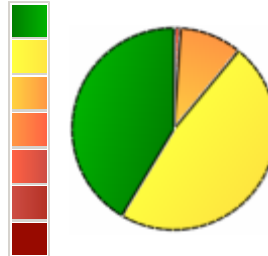
End time: 1:31:28 PM

Pulse Oximeter Report

Diagnosis:

Recording info	Min.	SpO2 summary	%	Pulse summary	bpm
Recording time	362.0	Highest SpO2	99	Highest Pulse rate	110
Undefined/Motion	15.3	Lowest SpO2	67	Lowest Pulse rate	33
Net time	346.7	Mean SpO2	91.97	Mean Pulse rate	89.73

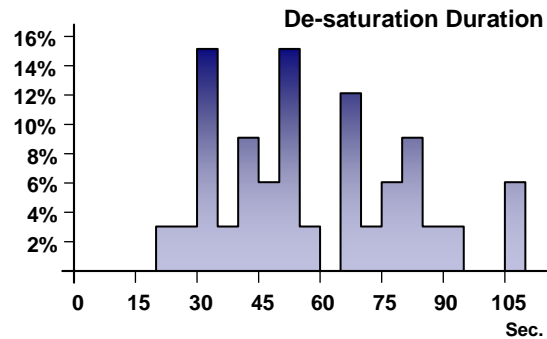
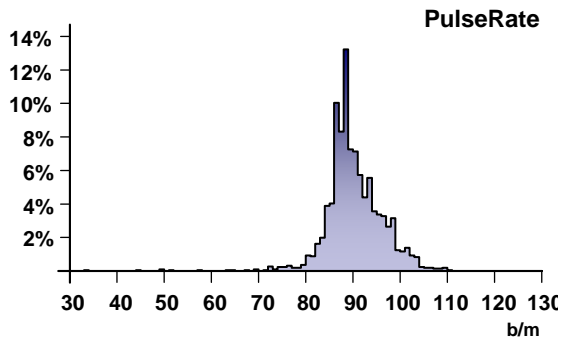
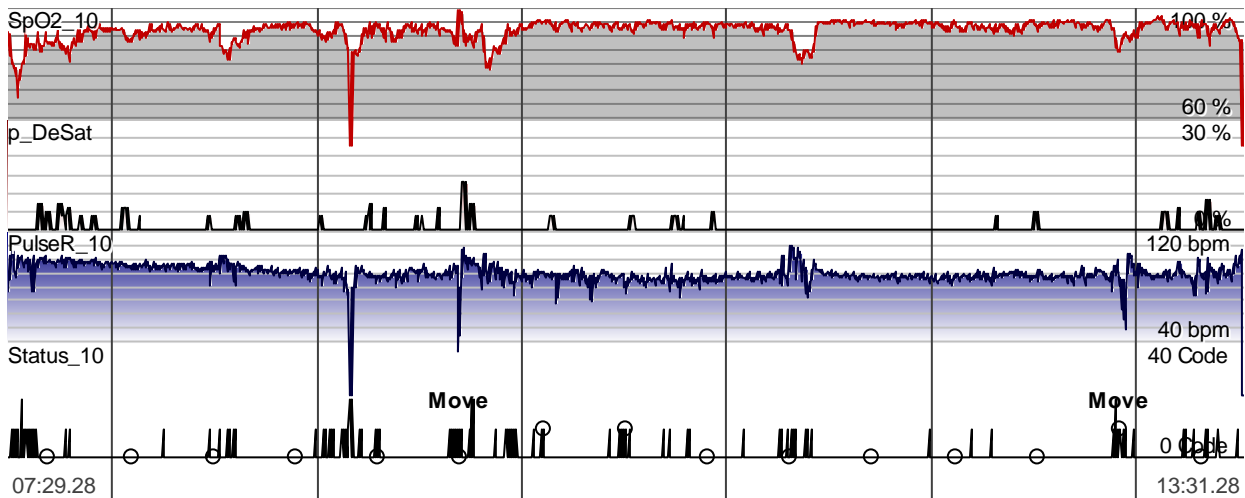
SpO2 distribution	Min.	% time	# DeSats
100 % - 94 %	149.1	41.2	0
93 % - 88 %	171.5	47.4	15
87 % - 80 %	35.6	9.8	18
79 % - 70 %	3.4	0.9	0
69 % - 60 %	0.4	0.1	0
59 % - 50 %	0.0	0.0	0
49 % - 40 %	0.0	0.0	0



DeSat summary	
Total number	33
Number below 85 %	6
Baseline SpO2 (%)	93.09

SpO2 <89 %	Min.	Time
Max continuous period	21.3	1:00:28 PM

Motion summary	Min.	% time
Motion:	13.7	3.8



Recorded channels: SpO2, PulseR, Status

