

Patient: Mike Mann  
Doctor:  
Start date: 8/3/2007

ID: MIKE  
Interval (S.): 2  
Start time: 7:07:56 AM

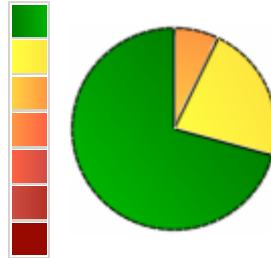
End time: 10:02:56 AM

**Pulse Oximeter Report**

**Diagnosis:**

Recording info	Min.	SpO2 summary	%	Pulse summary	bpm
Recording time	175.0	Highest SpO2	97	Highest Pulse rate	121
Undefined/Motion	11.1	Lowest SpO2	83	Lowest Pulse rate	55
Net time	163.9	Mean SpO2	93.73	Mean Pulse rate	97.60

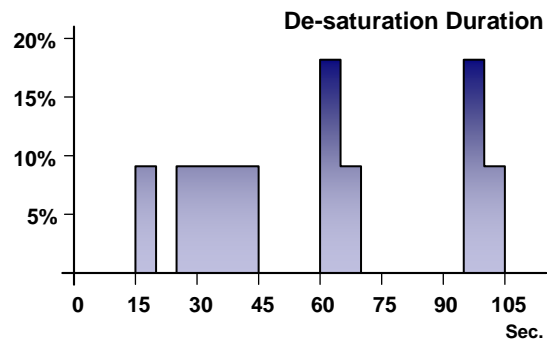
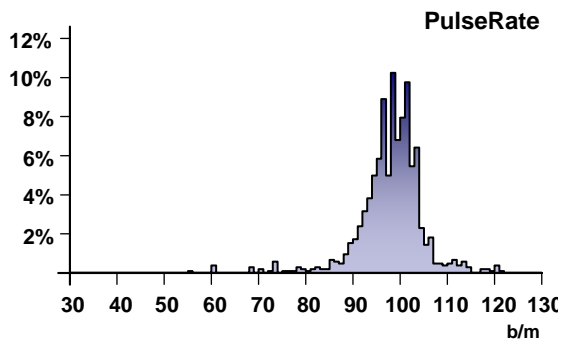
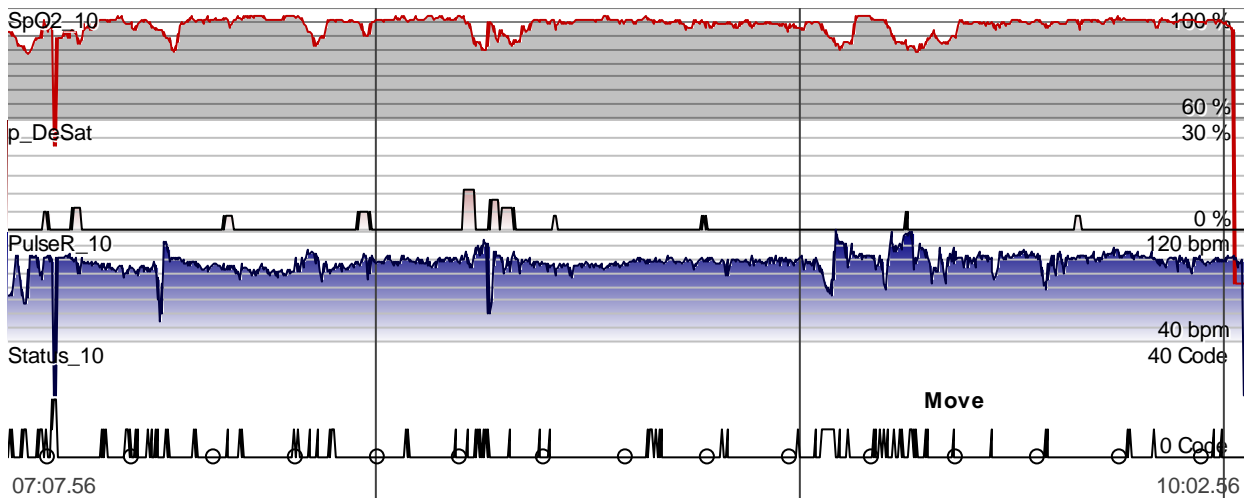
SpO2 distribution	Min.	% time	# DeSats
100 % - 94 %	123.4	70.5	0
93 % - 88 %	38.5	22.0	6
87 % - 80 %	12.5	7.1	5
79 % - 70 %	0.0	0.0	0
69 % - 60 %	0.0	0.0	0
59 % - 50 %	0.0	0.0	0
49 % - 40 %	0.0	0.0	0



DeSat summary	
Total number	11
Number below 85 %	1
Baseline SpO2 (%)	94.57

SpO2 <89 %	Min.	Time
Max continuous period	5.2	9:13:26 AM

Motion summary	Min.	% time
Motion:	10.5	6.0



Recorded channels: SpO2, PulseR, Status

