

Patient: Mike Mann
Doctor:
Start date: 8/7/2007

ID: MIKE
Interval (S.): 2
Start time: 7:08:33 AM

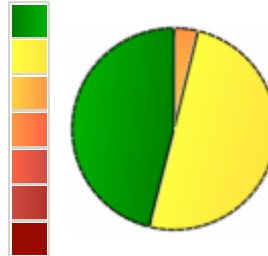
End time: 5:15:33 PM

Pulse Oximeter Report

Diagnosis:

Recording info	Min.	SpO2 summary	%	Pulse summary	bpm
Recording time	607.0	Highest SpO2	98	Highest Pulse rate	118
Undefined/Motion	16.1	Lowest SpO2	82	Lowest Pulse rate	41
Net time	590.9	Mean SpO2	93.12	Mean Pulse rate	96.74

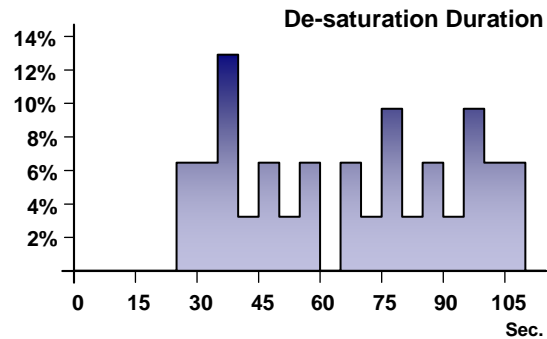
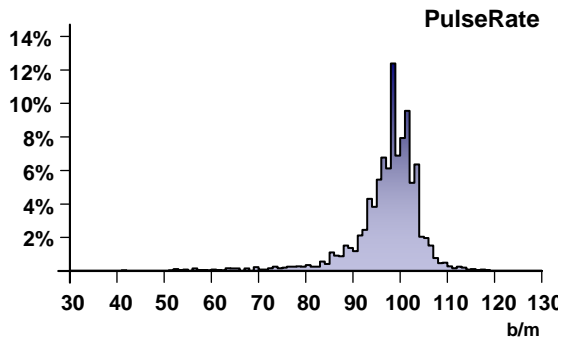
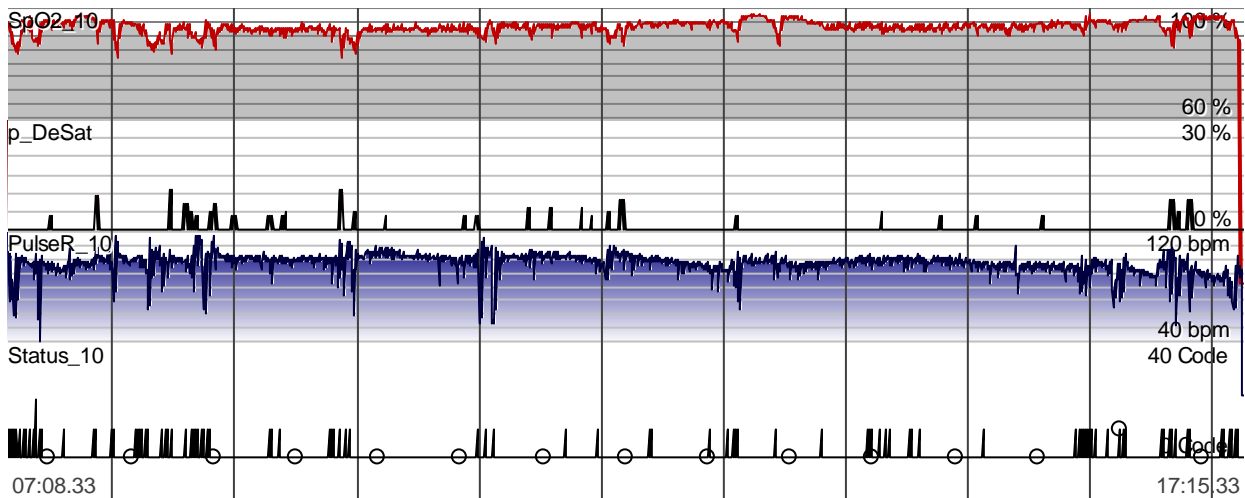
SpO2 distribution	Min.	% time	# DeSats
100 % - 94 %	279.2	46.0	0
93 % - 88 %	304.0	50.1	18
87 % - 80 %	23.1	3.8	13
79 % - 70 %	0.0	0.0	0
69 % - 60 %	0.0	0.0	0
59 % - 50 %	0.0	0.0	0
49 % - 40 %	0.0	0.0	0



DeSat summary	
Total number	31
Number below 85 %	5
Baseline SpO2 (%)	93.79

SpO2 <89 %	Min.	Time
Max continuous period	20.8	1:07:33 PM

Motion summary	Min.	% time
Motion:	16.0	2.6



Recorded channels: SpO2, PulseR, Status

